

WORKBOOK



NEW 1  
BUILDING  
BLOCKS



საქართველოს ეროვნული  
განათლების ხარისხის გაუმჯობესების  
ცენტრი

NEW  
BUILDING  
BLOCKS



# CONTENTS

## LET'S START!

LESSON 1 ENGLISH IS FUN! 6

## UNIT 1 DO YOU SPEAK ENGLISH?

LESSON 1 HELLO AND GOODBYE 8

LESSON 2 HOW ARE YOU TODAY? 10

LESSON 3 WE ARE FRIENDS! 12

LESSON 4 UP AND DOWN 14

LESSON 5 LET'S CHECK! 16

## UNIT 2 LET'S GO TO SCHOOL!

LESSON 1 MY SCHOOLBAG 18

LESSON 2 IN THE STREET 20

LESSON 3 IN THE CLASSROOM 22

LESSON 4 TEACHER SAYS 24

LESSON 5 LET'S CHECK! 26

## UNIT 3 GOOD MORNING!

LESSON 1 TIME TO WAKE UP 28

LESSON 2 WHAT'S FOR BREAKFAST? 30

LESSON 3 THE BIG CARROT 32

LESSON 4 THE MORNING CHANT 34

LESSON 5 LET'S CHECK! 36

## UNIT 4 ANIMALS

LESSON 1 QUACK-QUACK! 38

LESSON 2 TEN LITTLE DUCKLINGS 40

LESSON 3 UNCLE PHIL'S MAGIC HAT 42

LESSON 4 A FUNNY ZOO 44

LESSON 5 LET'S CHECK! 46

## THE FINAL RACE

LESSON 1 IN THE PLAYGROUND 68

LESSON 2 A BOARD GAME 70

LESSON 3 THE GOODBYE SONG 72

MY BUILDING BLOCKS 74

## APPENDIX

MERRY CHRISTMAS! 78

HAPPY VALENTINE'S DAY! 82

RONNIE AND THE EASTER BUNNY 85

# PICTURE SYMBOLS



LISTEN



TICK



REPEAT / SPEAK



MATCH



WRITE



CROSS OUT



TRACE



FIND



DRAW



STICK



COLOUR



ACT OUT



CIRCLE



ACTION TIME




POINT




CUT OUT

# ENGLISH IS FUN!


1  Draw yourself. Then colour.




2  Trace and colour.




3   Listen and point.




4  Draw.


5  Play the game.















# HELLO AND GOODBYE


1  Colour.




2   Listen and tick.

1				2			
	<input checked="" type="checkbox"/>	<input type="checkbox"/>	<input type="checkbox"/>		<input type="checkbox"/>	<input type="checkbox"/>	<input type="checkbox"/>
3				4			
	<input type="checkbox"/>	<input type="checkbox"/>	<input type="checkbox"/>		<input type="checkbox"/>	<input type="checkbox"/>	<input type="checkbox"/>

3  Draw and write.



MY NAME IS \_\_\_\_\_.

4  Trace and colour.



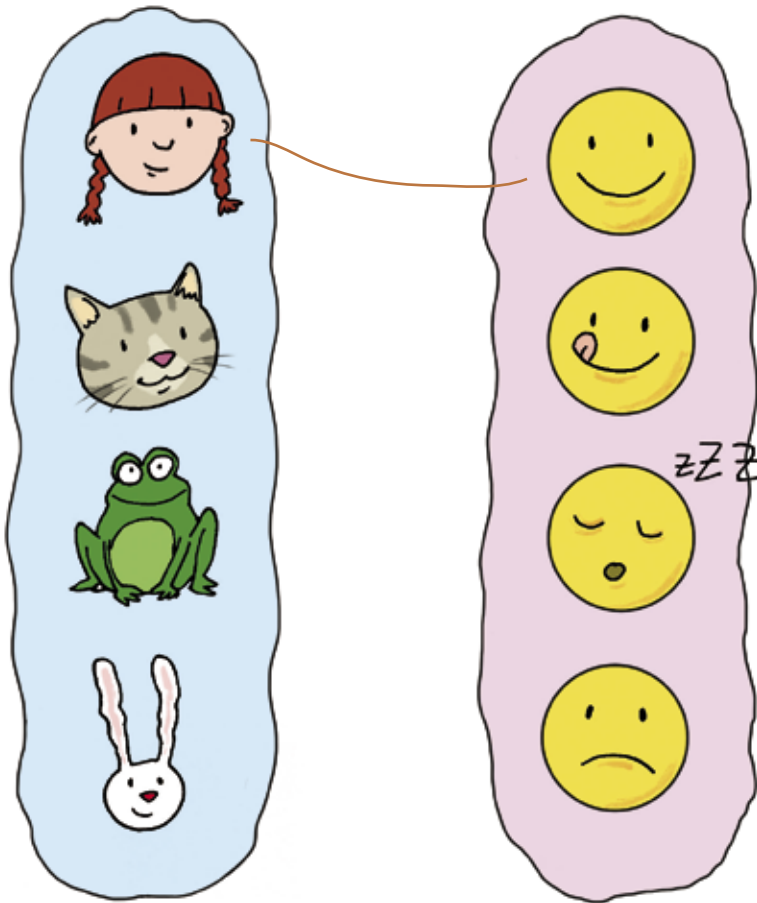


# HOW ARE YOU TODAY?

1   Listen and tick.



2   Listen and match.





3  Draw.



# WE ARE FRIENDS!

1   Listen and point.



2 Say.

PLEASE, THANK YOU OR SORRY?



3 Colour.

RONNIE'S MAGIC WORDS

PLEASE

THANK YOU

SORRY

RONNIE 

# UP AND DOWN

1   Listen. Then stick.

